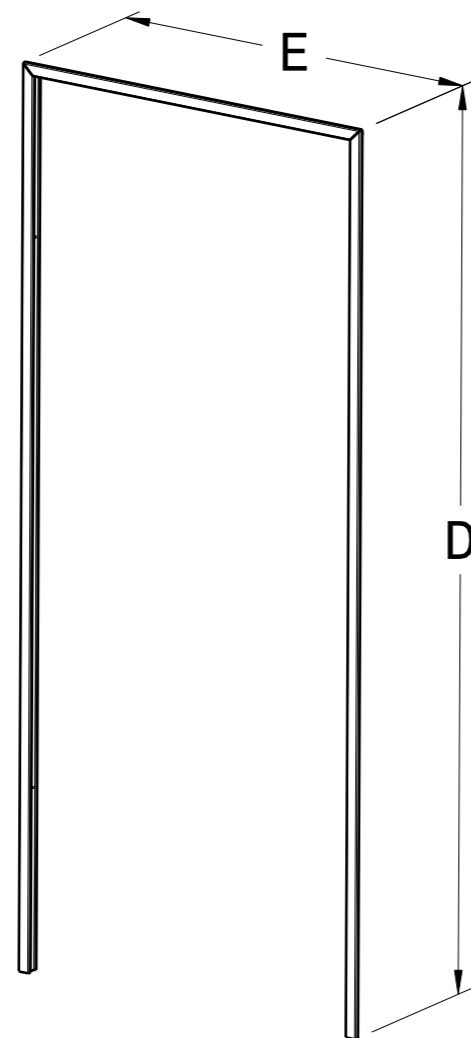
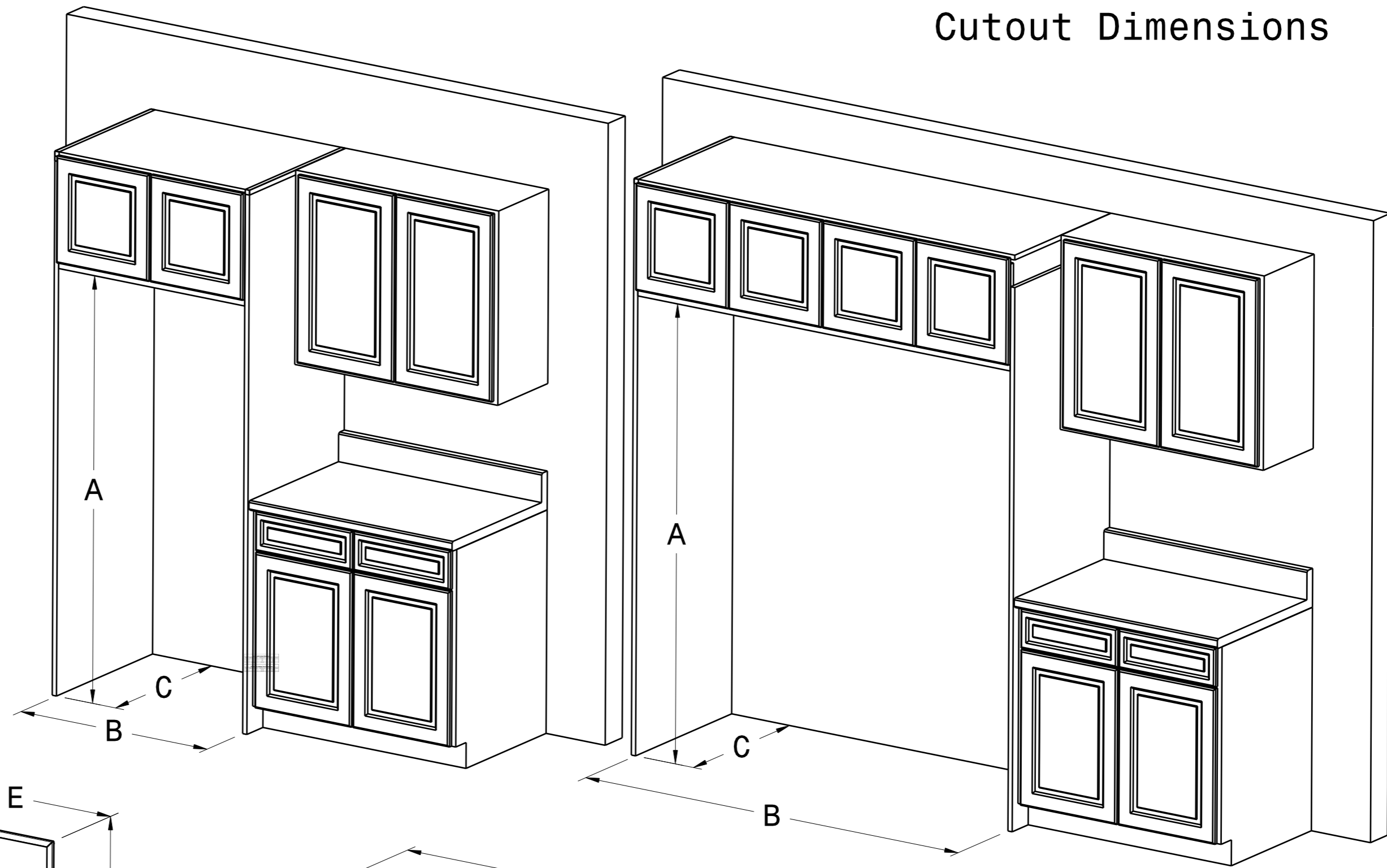


Single Unit
Cutout Dimensions

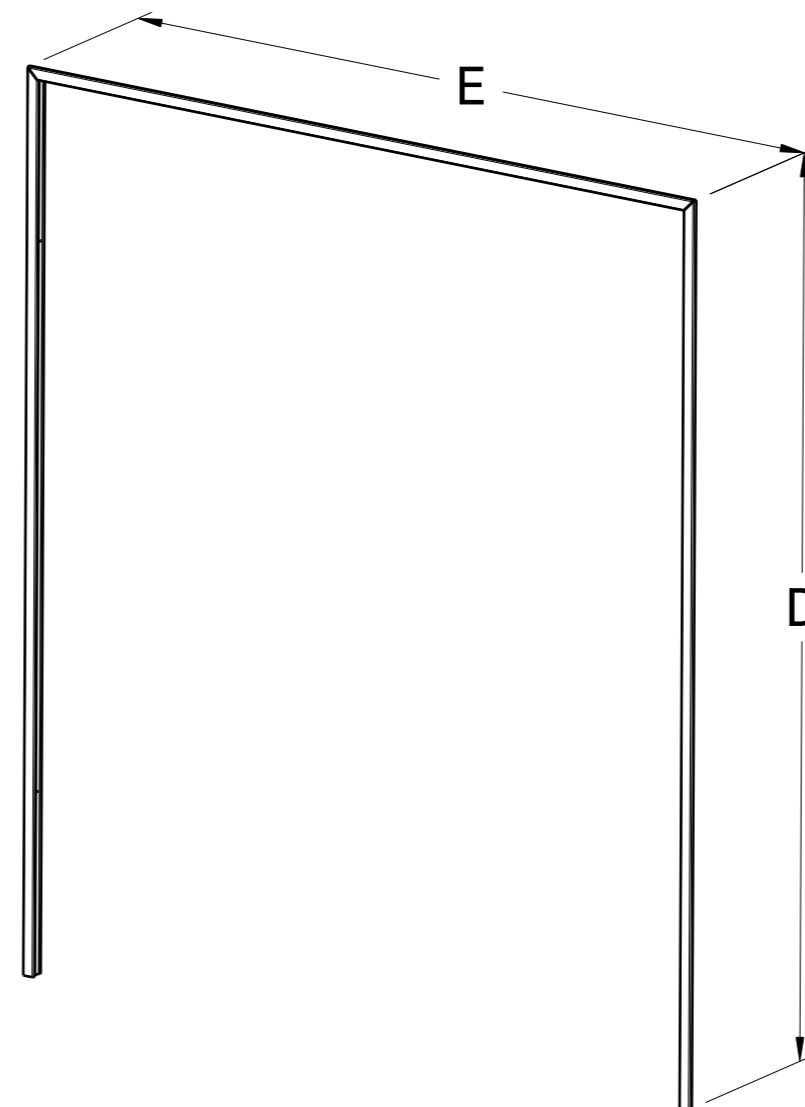
Dual Unit
Cutout Dimensions

Single Unit Cutout Dimensions			
	Frigidaire & Kenmore Elite Twins		Electrolux Icon & Kenmore Pro Twins
"Dim"	Without Trim Kit	With Trim Kit	With Trim Kit & Riser
A	66"	75"	79"
B	33"	33"	33"
C	25 1/4"	25 1/4"	25 1/4"

Single Unit Outside Trim Dimensions			
"Dim"	Without Trim Kit	With Trim Kit	With Trim Kit & Riser
D	-	75 1/4"	79 5/8"
E	-	34 1/8"	34 1/8"



Single Unit Outside Trim Dimensions



Dual Unit Outside Trim Dimensions

Dual Unit Cutout Dimensions				Panel Ready
	Frigidaire & Kenmore Elite Twins		Electrolux Icon & Kenmore Pro Twins	Electrolux Icon Panel Ready
"Dim"	Without Trim Kit	With Trim Kit	With Trim Kit & Riser	With Collar Kit & Riser
A	66"	75"	79"	70 3/4"
B	66"	66"	66"	66"
C	25 1/4"	25 1/4"	25 1/4"	25 1/4"

Dual Unit Outside Trim Dimensions				Panel Ready
"Dim"	Without Trim Kit	With Trim Kit	With Trim Kit & Riser	With Collar Kit & Riser
D	-	75 1/4"	79 5/8"	71 1/2"
E	-	66 3/4"	66 3/4"	66 3/4"